

Operating Instructions

Single Scanner Input Operations

When operating the system using two headsets and a single scanner (input) the toggle switch (see photo below) must be in the UP position(All) on BOTH HEADSETS.

Two Scanner Input Operations

When operating the system using two headsets with a scanner plugged into each headset you must have the toggle switch on BOTH HEADSETS set to the DOWN position. (see photo below)

Arrangements for multiple headsets and inputs are provided inside this guide.

Intercom System Power

Inside the right ear cup of each headset is a 9-Volt battery that powers the system. We always recommend that you always have a spare battery for each headset on hand. We also recommend using alkaline batteries.

Cables - 3-Pin Umbilical Cable

You should route the cables where they are the most convenient for your seating arrangement(these cables can plug into either side of the headset).

*** More instructions on back of pamphlet**

Input Toggle Switch



Volume Controls

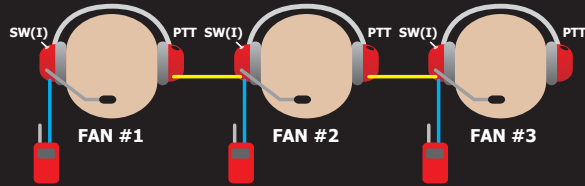


Typical System Arrangements

SW(I) = SWITCH (ISOLATE)

SW(A) = SWITCH (ALL)

Each person listening to their own scanner. All can talk together.

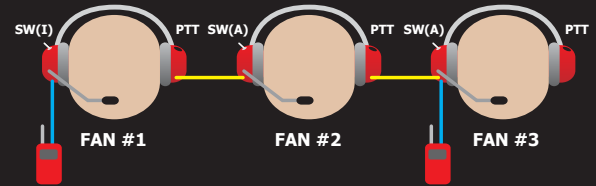


Typical System Arrangements

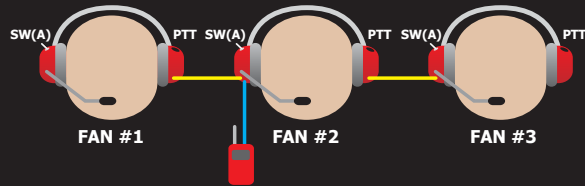
SW(I) = SWITCH (ISOLATE)

SW(A) = SWITCH (ALL)

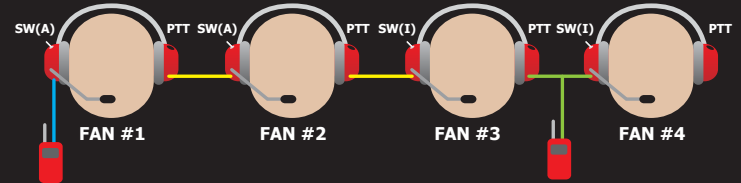
Fan #1 is listening to his own scanner while Fans #2 & #3 are sharing Fan #3's scanner. All can talk together.



All three people are listening to one scanner located in the center so each can see the scanner screen. All can talk together.



This is the typical 2 couple arrangement. Couple (1/2) are sharing #1's scanner while couple (3/4) are sharing a scanner (using a 2-way splitter). All can talk together.





* Continued from front of pamphlet

Additional Headsets Can Be Added

Extra headsets can be added to the system at any time. Each additional headset comes complete with a umbilical cable and a scanner input cable.

Gemini5 Intercom Headsets

Gemini5 Intercom headsets can be operated as simplex or duplex systems. If all parties hold the PTT button down when someone starts talking, everyone can talk and hear at the same time.

Warranty

Your Gemini5 Intercom headsets come with a 1 Year warranty against manufacturing defects from the date of purchase.